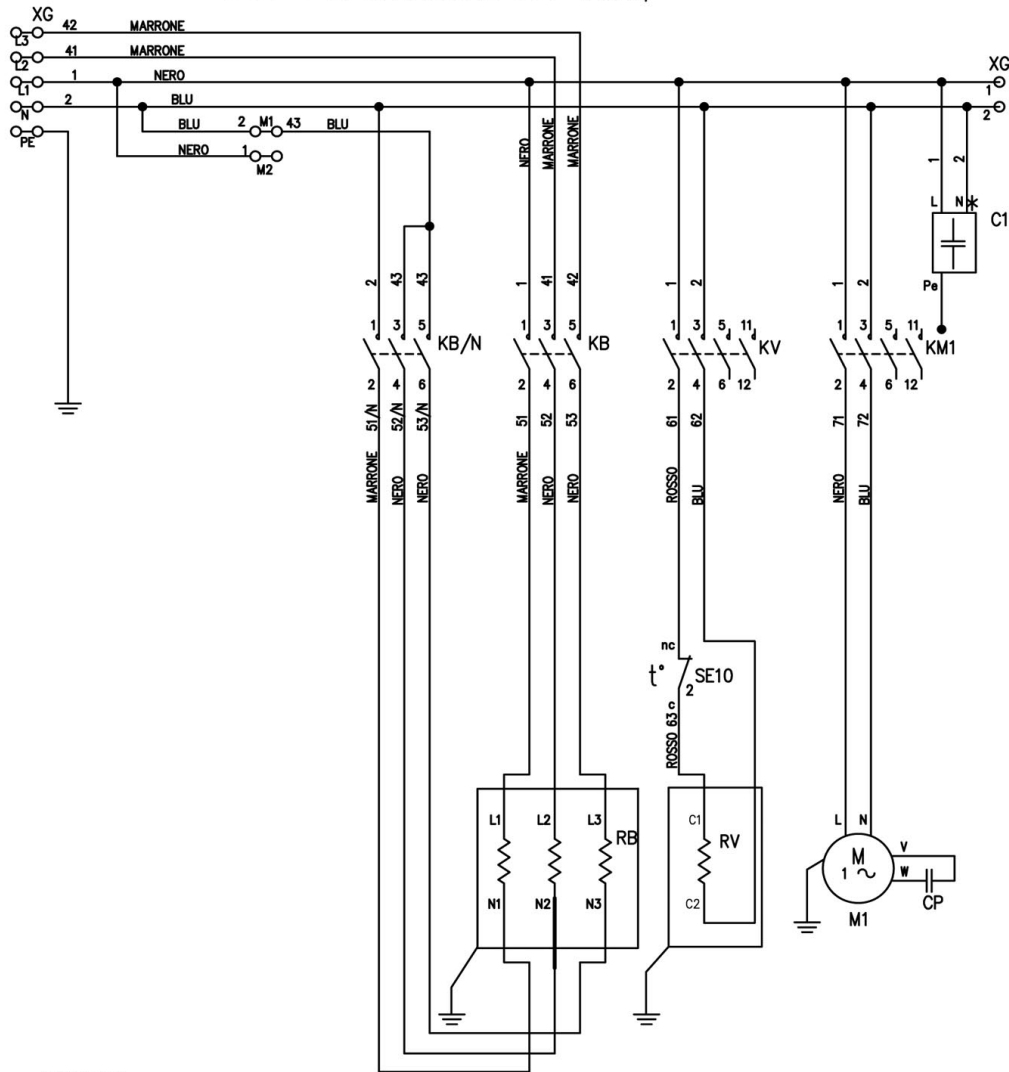


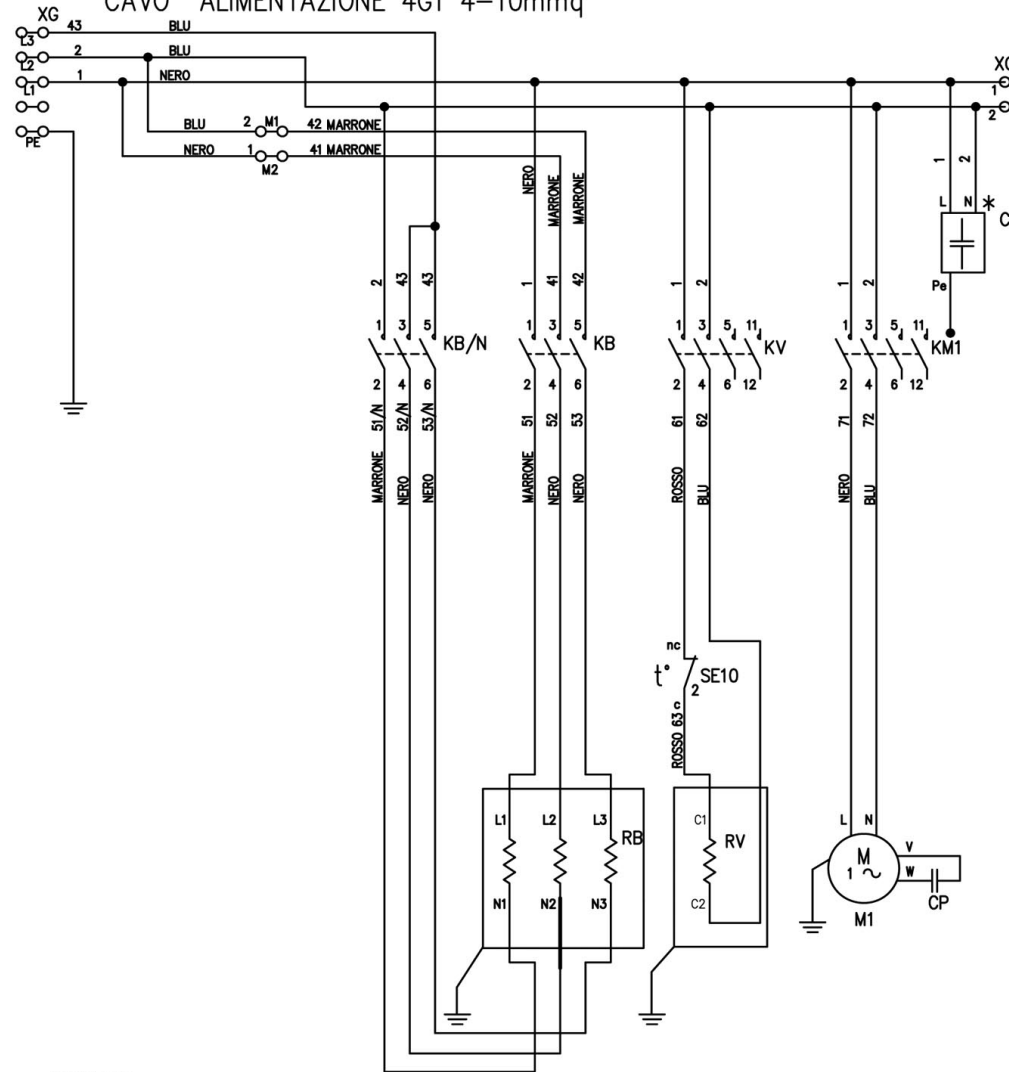
\*OPTIONAL

380-415 V3N 380-415V3  
 RB=6000W -9000w -12000w  
 CAVO ALIMENTAZIONE 5G1 4mmq



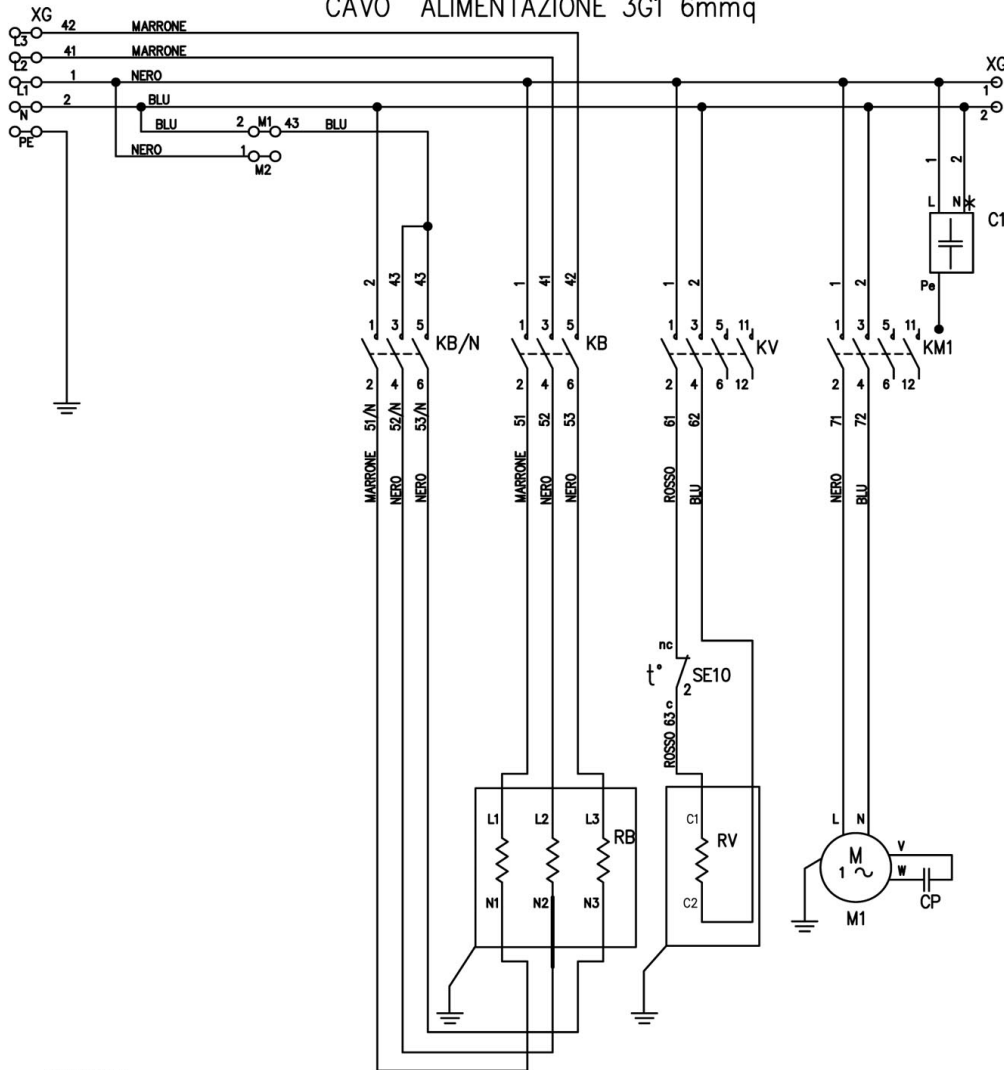
\*OPTIONAL

220-240 V3  
 RB=6000W -9000w -12000w  
 CAVO ALIMENTAZIONE 4G1 4-10mmq



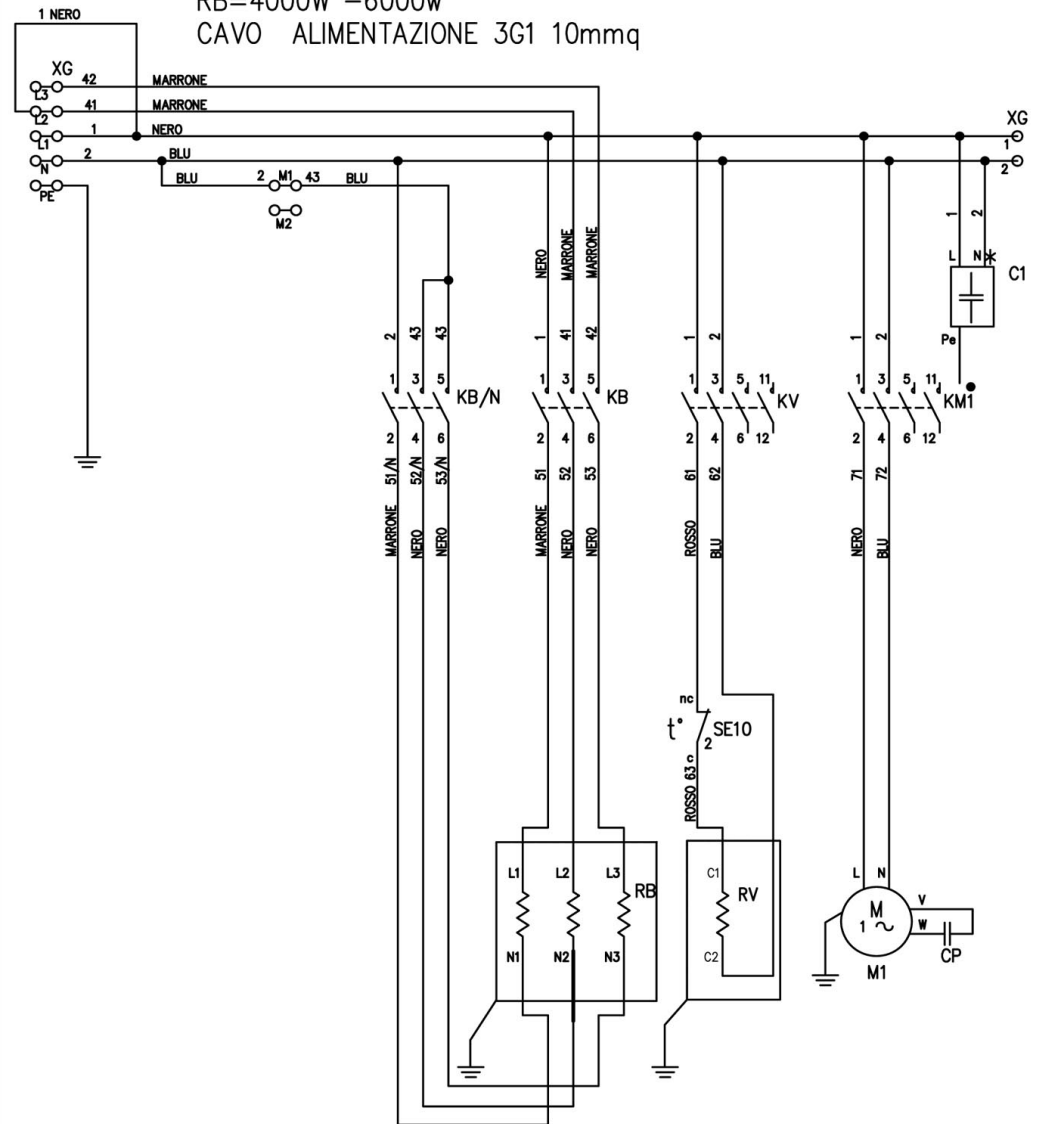
\*OPTIONAL

220-240 V1  
 RB=2000W -3000w  
 CAVO ALIMENTAZIONE 3G1 6mmq



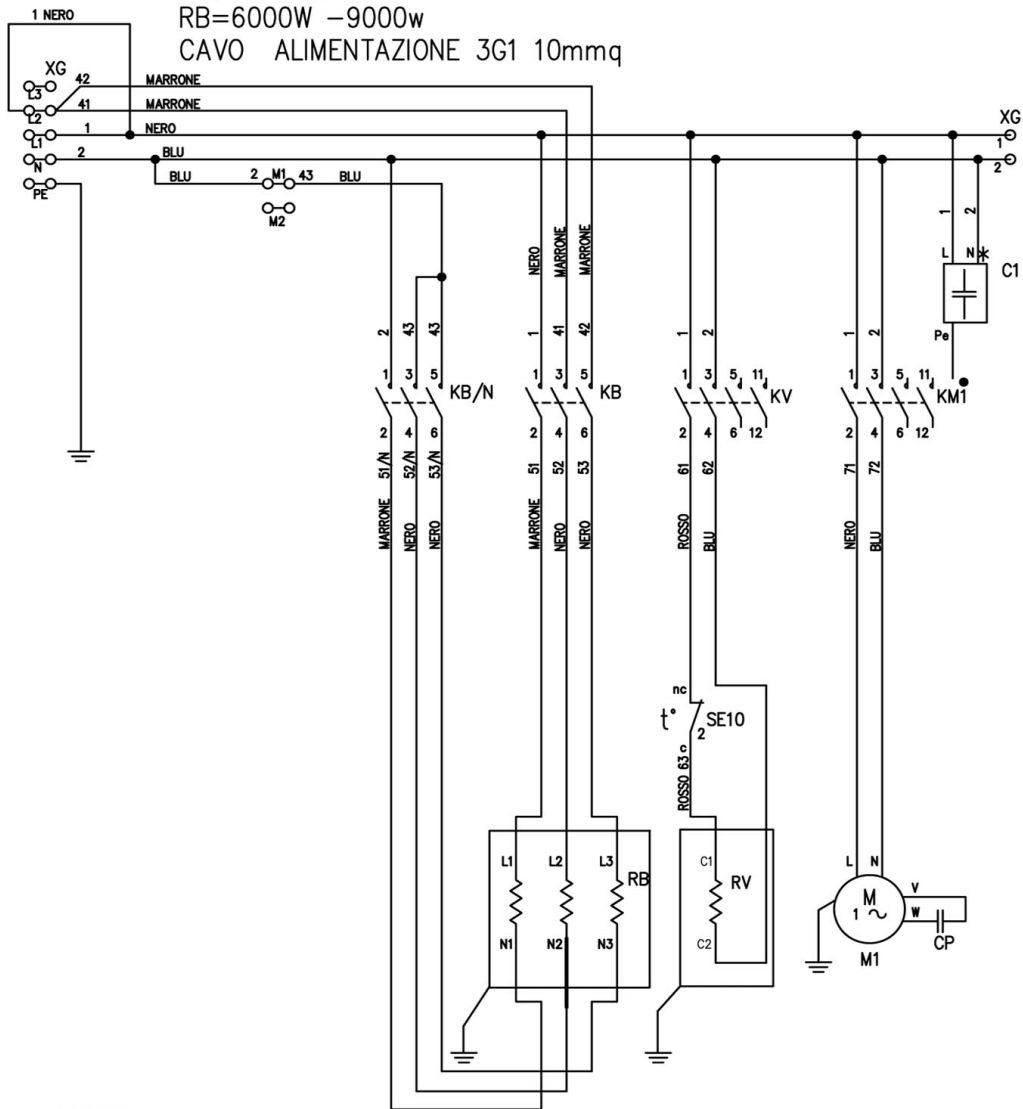
\*OPTIONAL

220-240 V1  
 RB=4000W -6000w  
 CAVO ALIMENTAZIONE 3G1 10mmq



\*OPTIONAL

220-240 V1  
 RB=6000W -9000w  
 CAVO ALIMENTAZIONE 3G1 10mmq



\*OPTIONAL

SIGLA	ITALIANO	INGLESE	FRANCESE	TEDESCO	SPAGNOLO
A1 A1/A A1/B	TASTIERA	DISPLAY	AFFICHEUR	ANZEIGE	TECLADO
A2	SCHEDA DI POTENZA	MAIN BOARD	CARTE RUSSANCE	HAUPTPLATINE	FICHA DE POTENCIA
B1	SONDA TERMOSTATO BOILER	STROBE BOILER THERMOSTAT	SONDE THERMOSTAT SURCHAUFFEUR	BOILER THERMOSTAT	SONDA TERMOSTATO CALDERIN
B2	SONDA TERMOSTATO VASCA	STROBE TANK THERMOSTAT	SONDE THERMOSTAT CUVE	TANK THERMOSTAT	SONDA TERMOSTATO CUBA
B3	SONDA CAMERA LAVAGGIO	WASH CHAMBER PROBE	SONDE CHAMBRE DE LAVAGE	SONDE WASHKABINE	SONDA SALA DE LAVADO
C1-2-3	FILTRO ANTIDISTURBO	CONDENSER	CONDENSATEUR	KONDENSATOR	FILTRO ANTI-PERTURBACION
CP	CONDENSATORE POMPA	PUMP CONDENSER	CONDENSATEUR POMPE	PUMPENKONDENSATOR	CONDENSADOR BOMBA
E1	BLOCCO PORTA	DOOR LOCK	SERRAGE PORTE	TURSPERRE	BLOQUEO DE PUERTA
EL1	LED COLORE BLU	LED BLUE	LED COULEUR BLEU	LED BLAU	LED COLOR AZUL
EL2	LED COLORE ROSSO	LED RED	LED COULEUR ROUGE	LED ROT	LED COLOR ROJO
EL3	LED COLORE VERDE	LED GREEN	LED COULEUR VERT	LED GRUEN	LED COLOR VERDE
FM1	PASTIGLIA TERMICA POMPA 1	SAFETY THERMIC SENSOR PUMP 1	SECURITE THERMIQUE POMPE 1	SICHERHEITSSENSOR DER PUMPE 1	SEGURIDAD TERMICA BOMBA 1
FM2	PASTIGLIA TERMICA POMPA 2	SAFETY THERMIC SENSOR PUMP 2	SECURITE THERMIQUE POMPE 2	SICHERHEITSSENSOR DER PUMPE 2	SEGURIDAD TERMICA BOMBA 2
FR1	RELE TERMICO POMPA 1	THERMIC RELAY PUMP 1	THERMORELAIS POMPE 1	THERMORELAIS DER PUMPE 1	RELE TERMICO BOMBA 1
FR2	RELE TERMICO POMPA 2	THERMIC RELAY PUMP 2	THERMORELAIS POMPE 2	THERMORELAIS DER PUMPE 2	RELE TERMICO BOMBA 2
FR3	RELE TERMICO POMPA RISCIA CUIO	THERMIC RELAY RINSING PUMP	THERMORELAIS DER SPULUNGSPUMPE	THERMORELAIS DER SPULUNGSPUMPE	RELE TERMICO BOMBA DE DESCARGUE
FR6	RELE TERMICO MOTORE CESTO	THERMIC RELAY RACK MOTOR	THERMORELAIS MOTEUR PANIER	THERMORELAIS DES KORB MOTORS	RELE TERMICO MOTOR CESTA
FR7	RELE TERMICO MOTORE CONDENSA	THERMIC RELAY CONDENSER	THERMORELAIS MOTEUR CONDENSE	THERMORELAIS DES KONDENSATORS	RELE TERMICO MOTORAGUA DE CONDENSACION
FU 1-2-3-4	FUSIBILI 1-2-3-4	FUSE 1-2-3-4	FUSIBLES 1-2-3-4	SCHMELZSICHERUNGEN 1-2-3-4	FUSIBLE 1-2-3-4
HL1	SPA RETE	MAIN SWITCH LIGHT	VOYANT RESEAU ELECTRIQUE	NETZWERK-LEUCHTE	INDICADOR DE RED
HL10	SPA POMPA SCARICO	DRAIN PUMP LIGHT	VOYANT POMPE DE VIDANGE	KONTROLLEUCHTE LAUGENPUMPE	INDICADOR BOMBA DE DESA GUE
HL2	SPA CICLO	CYCLE LIGHT	VOYANT CYCLE	BETRIEBSLEUCHTE	INDICADOR DE CICLO
HL3	SPA RIGENERAZIONE	REGENERATION CYCLE LIGHT	VOYANT REGENERATION	REGENERATIONSLEUCHTE	INDICADOR REGENERACION
HL4	SPA TEMPERATURA	TEMPERATURE LIGHT	VOYANT TEMPERATURE	TEMPERATURELEUCHTE	INDICADOR TEMPERATURA
HL5	SPA ALLARME	ALARM WARNING LIGHT	VOYANT ALARME	ALARMAENZEIGER	INDICADOR ALARMA
HL6	SPA VASCA	TANK LEVEL LIGHT	VOYANT NIVEAU CUVE	TANKWASSERNIVEAULAMPE	INDICADOR CUBA
HL7	SPA SALE	SALT LIGHT	VOYANT SEL	KONTROLLEUCHTE SALZ	INDICADOR SAL
HL8	SPA RISCALDAMENTO VASCA	TANK HEATING LIGHT	VOYANT CHAUFFAGE CUVE	KONTROLLEUCHTE TANKERHITZUNG	INDICADOR CALEFACCION CUBA
HL9	SPA RISCALDAMENTO BOILER	BOILER HEATING LIGHT	VOYANT CHAUFFAGE SURCHAUFFEUR	KONTROLLEUCHTE BOILERERHITZUNG	INDICADOR CALEFACCION CALDERIN
KA	RELE GENERALE	MAIN RELAY	RELAIS	HAUPTRELAIS	RELE GENERAL
KA 1-2-3-4	RELE AUSILIARIO	AUXILIAR ELAY	RELAIS AUXILIAIRES	HILFSRELAIS	RELE AUXILIAR
KAM3	RELE POMPA AUMENTO PRESSIONE	RELAY BOOSTER PUMP	RELAIS SURPRESSEUR	NACHSPULPUMPE-RELAIS	RELE BOMBA AUMENTO DE PRESION
KB KBN	TERLUTTORE BOILER	BOILER CONTACTOR	TERLUTTEUR SURCHAUFFEUR	FERNSCHALTER DES BOILERS	CONTACTOR CALDERIN
KBS	TERLUTTORE SICUREZZA BOILER	BOILER SAFETY CONTACTOR	TERLUTTEUR SECURITE SURCHAUFFEUR	SICHERHEITS-FERNSCHALTER DES BOILERS	CONTACTOR DE SEGURIDAD CALDERIN
KM1	TERLUTTORE POMPA LAVAGGIO 1	PUMP CONTACTOR TANK 1	TERLUTTEUR POMPE CUVE 1	FERNSCHALTER DER WASHPUMPE 1	CONTACTOR BOMBA LAVADO 1
KM2	TERLUTTORE POMPA LAVAGGIO 2	PUMP CONTACTOR TANK 2	TERLUTTEUR POMPE CUVE 2	FERNSCHALTER DER WASHPUMPE 2	CONTACTOR BOMBA LAVADO 2
KM2	TERLUTTORE POMPA LAVAGGIO 3	PUMP CONTACTOR TANK 1	TERLUTTEUR POMPE CUVE 1	FERNSCHALTER DER WASHPUMPE 1	CONTACTOR BOMBA LAVADO 1
KM2/A	TERLUTTORE POMPA LAVAGGIO 2	PUMP CONTACTOR TANK 2	TERLUTTEUR POMPE CUVE 2	FERNSCHALTER DER WASHPUMPE 2	CONTACTOR BOMBA LAVADO 2
KM3	TERLUTTORE POMPA AUMENTO PRESSIONE	BOOSTER PUMP CONTACTOR	SURPRESSEUR TERLUTTEUR	FERNSCHALTER DER NACHSPULPUMPE	CONTACTOR BOMBA AUMENTO DE PRESION
KM4	TERLUTTORE POMPA POMPA SCARICO	DRAIN PUMP CONTACTOR	TERLUTTEUR POMPE DE VIDANGE	SCHUTZ ENTLEERUNGSPUMPE	CONTACTOR BOMBA DE DESCARGA
KM6	TERLUTTORE MOTORE CESTO	RACK MOTOR CONTACTOR	TERLUTTEUR MOTEUR PANIER	FERNSCHALTER DES KORB MOTORS	CONTACTOR DE MOTOR CESTO
KM7	TERLUTTORE MOTORE ASPIRATORE	STEAM CONDENSER CONTACTOR	TERLUTTEUR ASPIRATEUR MOTEUR	FERNSCHALTER DES DAMPFKONDENSATORS	CONTACTOR DE MOTOR EXTRACTOR
KV KV/N	TERLUTTORE VASCA	TANK CONTACTOR	TERLUTTEUR CUVE	FERNSCHALTER DER TANK	CONTACTOR CUBA
KVS	TERLUTTORE SICUREZZA VASCA	SAFETY TANK THERMOSTAT	THERMOSTAT DE SECURITE CUVE	SICHERHEITSTHERMOSTAT DER TANK	TERMOSTATO DE SEGURIDAD TANK
L	REATTORE	REACTOR	REACTEUR	REAKTOR	BOBINA DE REACCION
M1	POMPA LAVAGGIO 1	PUMP TANK 1	POMPE CUVE 1	WASHPUMPE 1	BOMBA DE LAVADO 1
M1/A	POMPA LAVAGGIO 3	PUMP TANK 3	POMPE CUVE 3	WASHPUMPE 3	BOMBA DE LAVADO 3
M10	DOSATORE SANITIZZANTE ELETTRICO	ELECTRIC SANITIZING DISPENSER	DOSEUR A SANISSSEMENT ELECTRIQUE	ELKTRISCHES SANITISATIONS MITTEL DOSIERGERAET	DOSIFICADOR DE SANEAMIENTO ELECTRICO
M11	MOTORE VENTOLA CONDENSATORE	CONDENSER-FAN MOTOR	MOTEUR VENTILA TEUR CONDENSEUR	KONDENSATOR-GEBLAESE MOTOR	MOTOR VENTILADOR CONDENSADOR
M2	POMPA LAVAGGIO 2	PUMP TANK 2	POMPE CUVE 2	WASHPUMPE 2	BOMBA DE LAVADO 2
M2/A	POMPA LAVAGGIO 4	PUMP TANK 4	POMPE CUVE 4	WASHPUMPE 4	BOMBA DE LAVADO 4
M3	POMPA AUMENTO PRESSIONE	BOOSTER PUMP	POMPE AUGMENTATION PRESSION	NACHSPULPUMPE	BOMBA AUMENTO DE PRESION
M4	POMPA SCARICO	DRAIN PUMP	POMPE DE VIDANGE	LAUGENPUMPE	BOMBA DE DESCARGUE
M5	DOSATORE DETERSIVO ELETTRICO	ELECTRIC DETERGENT PUMP	DOSEUR ELECTRIQUE DETERGENT	DOSIERGERAT	DOSIFICADOR DE JABON ELECTRICO
M6	MOTORE CESTO	RACK MOTOR	MOTEUR PANIER	KORB MOTOR	MOTOR CESTO
M7	MOTORE ASPIRATORE	STEAM CONDENSER	MOTEUR D'ASPIRATION	DAMPFKONDENSATOR	MOTOR ASPIRADOR
M8	POMPA LIFT	PUMP LIFT	POMPE LIFT	LIFT PUMPE	BOMBA LIFT
M9	DOSATORE BRILLANTANTE ELETTRICO	ELECTRIC RINSE A D DISPENSER	DOSEUR DE RINCEGE ELECTRIQUE	ELEKTRISCHES KLARSPULMITTEL DOSIERGERAET	DOSIFICADOR DE A CLARADO ELECTRICO
MtZ	MOTORE TIMER	TIMER MOTOR	MOTEUR PROGRAMMA TEUR	TIMER MOTOR	MOTOR TIMER
MtZV	MOTORE TIMER VELOCE	FAST TIMER MOTOR	MOTEUR PROGRAMMA TEUR A GRANDE VITESSE	SCHNELLTIRMOTOR	MOTOR TIMER RAPIDO
Q1	INTERRUTTORE ON/OFF	MAIN SWITCH	INTERRUPTEUR GENERAL	HAUPTSCHALTER	INTERRUPTOR GENERAL
RB	RESISTENZA BOILER	BOILER HEATING ELEMENT	RESISTANCE SURCHAUFFEUR	BOILERHEIZUNG	RESISTENCIA CALDERIN
RV	RESISTENZA VASCA	TANK HEATING ELEMENT	RESISTANCE CUVE	TANKHEIZUNG	RESISTENCIA CUBA
S1	PULSANTE START CICLO	CYCLE SWITCH	BOUON DEBARREUR	START-TASTE	BOTON DE CICLO
S10	PULSANTE SET TIMER	TIME SETTING BUTTON	BOUON SET TIMER	SET TIMER BEDENKNOPF	BOTON SET TIMER
S2	PULSANTE DEPURAZIONE	REGENERATION CYCLE SWITCH	BOUON REGENERATION	REGENERATION-TASTE	BOTON DE DEPURACION
S3	PULSANTE SCARICO	DRAIN PUMP SWITCH	BOUON POMPE DE VIDANGE	ENTLEERUNGSPUMPE-TASTE	BOTON DE DESCARGA
S4	PULSANTE INCREMENTA	BUTTON INCREASE	BOUON AUGMENTE	ERHOEHUNG-TASTE	BOTON DE AUMENTO
S5	PULSANTE DECREMENTA	BUTTON DECREASE	BOUON DIMINUE	VERRINGERUNG-TASTE	BOTON DE DECREMENTO
S6	PULSANTE RISC. FREDDO	RINSE COLD WATER SWITCH	BOUON DE RINCEGE FROID	KALTSPULUNG-TASTE	BOTON ENJAGUE FRIO



Durchschub-Spülmaschine  
DS 2500eco  
Artikel-Nr.: 109244

Schaltplan  
02.03.2017



SIGLA	ITALIANO	INGLESE	FRANCESE	TEDESCO	SPAGNOLO
S7	PULSANTE CICLO INFINITO	UNLIMITED CYCLE PUSH BUTTON	BOUTON CYCLE SANS ARRÊT	PAUSENLOSE ZYKLUS-START-TASTE	BOTÓN DE CICLO LIMITADO
S8	PULSANTE PROGRAMMAZIONE	PROGRAMMATION SWITCH	BOUTON PROGRAMMATION	PROGRAMMSCHALTER	BOTÓN DE PROGRAMACION
S9	PULSANTE INFO	INFO BUTTON	BOUTON INFORMATION	INFORMKNOFF	BOTÓN INFORMACION
SA1	INTERUTTORE GENERALE	MAIN SWITCH	INTERRUPTEUR GENERAL	HAUPTSCHALTER	INTERRUPTORES GENERAL
SA2	INTERUTTORE GENERALE-STAND BY	MAIN SWITCH STANDBY	INTERRUPTEUR GENERAL STANDBY	STAND-BY HAUPTSCHALTER	INTERRUPTORES GENERAL STANDBY
SA3	SELETTORE CICLO	PROGRAMMATION SWITCH	BOUTON PROGRAMMATION	PROGRAMMSCHALTER	SELECTOR DE CICLO
SE1	TERMOSTATO SICUREZZA BOILER 1	SAFETY THERMOSTAT BOILER 1	THERMOSTAT BOILER DE SECURITE 1	SICHERHEITSTHERMOSTAT DES BOILERS 1	TERMOSTATO DE SEGURIDAD CALDERIN 1
SE10	TERMOSTATO DI SICUREZZA VASCA 1	SAFETY TANK THERMOSTAT	THERMOSTAT DE SECURITE CUVE	SICHERHEITSTHERMOSTAT DER TANK	TERMOSTATO DE SEGURIDAD TANK 1
SE1F3	TERMOSTATO SICUREZZA BOILER 1 3F	SAFETY THERMOSTAT BOILER 1 3F	THERMOSTAT BOILER DE SECURITE 3F	SICHERHEITSTHERMOSTAT DES BOILERS 1 3F	TERMOSTATO DE SEGURIDAD CALDERIN 1 3F
SE2	TERMOSTATO DI SICUREZZA VASCA 1	SAFETY THERMOSTAT TANK 1	THERMOSTAT DE SECURITE CUVE 1 3F	SICHERHEITSTHERMOSTAT DER TANK 1	TERMOSTATO DE SEGURIDAD TANK 1
SF	FLUSSOSTATO	FLUSSOSTAT	FLUSSOSTAT	FLUSSMESSGERÄT	FLUJO
SL	SENSORE LIVELLO VASCA	LEVEL TANK SENSOR	PRESSOSTAT CUVE	TANKNIVEAUSENSOR	SENSOR DE NIVEL CUBA
SL1	SENSORE LIVELLO BOLLER	PRESSURE SWITCH BOILER	PRESSOSTAT BOILER	BOILERNIVEAUSENSOR	SENSOR DE NIVEL CALDERIN
SL2	SENSORE LIVELLO BREAK TANK	BREAK TANK LEVEL SENSOR	CAPTEUR DE NIVEAU BREAK TANK	NIVEAUSENSOR FÜR BREAK TANK	SENSOR DE NIVEL BREAK TANK
SL3	SENSORE LIVELLO SICUREZZA	SECURITY LEVEL SENSOR	CAPTEUR DE NIVEAU DE SECURITE	SICHERHEITSNIVEAUSENSOR	SENSOR DE NIVEL SEGURIDAD
SL4	SENSORE LIVELLO DETERGENTE	LEVEL DETERGENT SENSOR	CAPTEUR DE NIVEAU PRODUIT LAVAGE	NIVEAUSENSOR FÜR WASHMITTEL	SENSOR DE NIVEL DOSIFICADOR DE JABON
SL5	SENSORE LIVELLO BRILLANTEANTE	LEVEL RINSE SENSOR	CAPTEUR DE NIVEAU PRODUIT RINÇAGE	NIVEAUSENSOR FÜR SPÜLMITTEL	SENSOR DE NIVEL DOSIFICADOR DE ABRILLANTADOR
SL6	SENSORE LIVELLO SALE	SALT LEVEL	CAPTEUR DE NIVEAU DU SEL	NIVEAUSENSOR FÜR SALZ	SENSOR DE NIVEL SAL
SL7	SENSORE LIVELLO TANK LIFT	LEVEL LIFT TANK SENSOR	CAPTEUR DE NIVEAU TANK LIFT	NIVEAUSENSOR FÜR LIFT TANK	SENSOR DE NIVEL LIFT TANK
SL8	SENSORE LIVELLO BREAK TANK	LEVEL BREAK TANK SENSOR	CAPTEUR DE NIVEAU BREAK TANK	NIVEAUSENSOR FÜR BREAK TANK	SENSOR DE NIVEL BREAK TANK
SL9	SENSORE LIVELLO SANITIZZANTE	SANITIZER LEVEL SENSOR	CAPTEUR NIVEAU ASSAINISSEMENT	NIVEAUSENSOR SANITISATIONSMITTEL	SENSOR LIVEL SANEAMIENTO
SP1	SENSORE PRESSIONE RETE	NETWORK PRESSURE SENSOR	CAPTEUR PRESSION HYDRAULIQUE	WASSERDRUCKSENSOR	SENSOR PRESION HIDRAULICA
SP2	SENSORE PRESSIONE POMPA M1	PRESSURE SENSOR PUMP M1	CAPTEUR PRESSION POMPE M1	DRUCKSCHALTER PUMPE M1	SENSOR PRESION BOMBA M1
SP3	SENSORE PRESSIONE POMPA M1A	PRESSURE SENSOR PUMP M1 A	CAPTEUR PRESSION POMPE M1A	DRUCKSCHALTER PUMPE M1 A	SENSOR PRESION BOMBA M1A
SP4	SENSORE PRESSIONE POMPA M2	PRESSURE SENSOR PUMP M2	CAPTEUR PRESSION POMPE M2	DRUCKSCHALTER PUMPE M2	SENSOR PRESION BOMBA M2
SP5	SENSORE PRESSIONE POMPA M2A	PRESSURE SENSOR PUMP M2 A	CAPTEUR PRESSION POMPE M2A	DRUCKSCHALTER PUMPE M2 A	SENSOR PRESION BOMBA M2A
SPV	SENSORE VACUOSTATO	VACUUM SWITCH SENSOR	CAPTEUR VACUOSTAT	VAKUUMMETER SENSOR	SENSOR VACUOSTATO
SQ1 A-B-C	SENSORE FINECORSA PORTA	DOOR SAFETY SWITCH	CAPTEUR MICRO SECURITE PORTE	TÜR-KONTAKT	SENSOR FINAL DE CARRERA PUERTA
SQ2	SENSORE FILTRO	FILTER SWITCH	CAPTEUR FILTRE	FILTER-SENSOR	SENSOR FILTRO
SR1-8	SENSORE ROTATIVO 1-8	SENSOR ROTARY 1-8	CAPTEUR ROTATIF 1-8	SENSOR ROTARY 1-8	SENSOR DE ROTARY 1-8
ST1	TERMOSTATO BOILER 1	BOILER THERMOSTAT	THERMOSTAT SURCHAUFFEUR	BOILER THERMOSTAT 1	TERMOSTATO CALDERIN 1
ST10	TERMOSTATO VASCA 1	TANK THERMOSTAT	THERMOSTAT CUVE	TANK THERMOSTAT 1	TERMOSTATO CUBA 1
TA1	TRASFORMATORE	TRANSFORMER	TRANSFORMATEUR	TRANSFORMATOR	TRANSFORMADOR
UV	LAMPADA UV	LAMP UV	LAMPE UV	UV-LAMPE	LAMPARA UV
Y1	ELETTROVALVOLA RIMPIEMTO VASCA	LOAD SOLENOID VALVE	ELECTROVANNE CHARGEMENT CUVE	MAGNETVENTIL FÜR TANKFÜLLUNG	ELECTROVALVULA CARGA CUBA
Y2	ELETTROVALVOLA SALAMOIA	REGENERATION SOLENOID VALVE	ELECTROVANNE REGENERATION	MAGNETVENTIL FÜR REGENERATION	ELECTROVALVULA REGENERACION
Y3	ELETTROVALVOLA SCARICO SALAMOIA	DRAIN SOLENOID VALVE	ELECTROVANNE VIDANGE	ENTLEERUNGS-MAGNETVENTIL	ELECTROVALVULA DESCARGUE REGENERACION
Y4	ELETTROVALVOLA RISC. FREDDO	RINSE COLD WATER SOLENOID VALVE	ELECTROVANNE RINÇAGE FROID	KALTWASSERSPÜLUNG-MAGNETVENTIL	ELECTROVALVULA ENJAGUE FRO
Y5	ELETTROVALVOLA RIMPIEMTO BOLLER	LOAD BOILER SOLENOID VALVE	ELECTROVANNE CHARGEMENT SURCHAUFFEUR	MAGNETVENTIL FÜR BOILERFÜLLUNG	ELECTROVALVULA CARGA CALDERIN
Y6	ELETTROVALVOLA LAVAGGIO CONDENSATORE	CONDENSER CLEANING SOLENOID VALVE	ELECTROVANNE NETTOYAGE CONDENSEUR	MAGNETVENTIL KONDENSATORREINIGUNG	ELECTROVALVULA LIMPIAR CONDENSADOR
Y7	ELETTROVALVOLA LIFT	SOLENOID VALVE LIFT	ELECTROVANNE LIFT	LIFT MAGNETVENTIL	ELECTROVALVULA LIFT
Y8	ELETTROVALVOLA BREAK TANK	SOLENOID VALVE BREAK TANK	ELECTROVANNE BREAK TANK	BREAK TANK MAGNETVENTIL	ELECTROVALVULA BREAK TANK
Y9	ELETTROVALVOLA CONDENSAZIONE	MAIN SOLENOID VALVE	ELECTROVANNE CONDENSATION	HAUPTMAGNETVENTIL	SOLENOIDE DE CONDENSACION
Y10	ELETTROVALVOLA RIGENERAZIONE CAPOTTE	Y10 HOOD TYPE REGENERATION SOLENOID VALVE	Y10 ELECTROVANNE REGENERATION MACHINE A CAPOT	Y10 MAGNETVENTIL REGENERIERUNG HAUBENMASCHINE	Y10 ELECTROVALVULA REGENERACION CUPULA
YG	ELETTROVALVOLA GENERALE	MAIN SOLENOID VALVE	ELECTROVANNE GENERALE	HAUPTMAGNETVENTIL	SOLENOIDE GENERAL
YM	ELETTROVALVOLA MOTORIZZATA GRANULI	MOTORIZED GRANULES SOLENOID VALVE	ELECTROVANNE MOTORISEE GRANULES	MOTORSERTES MAGNETVENTIL FÜR GRANULAT	ELECTROVALVULA MOTORIZADA PARA GRANULADO
YVB	ELETTROVALVOLA VAPORE BOILER	STEAM BOILER SOLENOID VALVE	ELECTROVANNE VAPEUR SURCHAUFFEUR	DAMPFMAGNETVENTIL BOILER	ELECTROVALVULA VAPOR CALDERIN
YVT	ELETTROVALVOLA VAPORE VASCA	STEAM TANK SOLENOID VALVE	ELECTROVANNE VAPEUR CUVE	DAMPFMAGNETVENTIL TANK	ELECTROVALVULA VAPOR CUBA

